




The SentinelX NFC Quickstart Guide

Meet the SentinelX NFC. Get ready to unlock a whole new world.



Get ready to adventure in an entirely new world

You've just stepped into something new. Exciting. First of its kind!

Introducing COIN:

COIN is an app that pays you for your time, attention, and data.

This guide includes:

Instructions for making a COIN account, how to setup your SentinelX NFC, COIN app tips & tricks, and even some case studies & data to show you just how much COIN can change your life!

So, grab a coffee, grab your phone, and use these tips to start earning on day one with COIN!

The background of the lower half of the page features several thin, wavy, light purple lines that flow horizontally across the frame. Interspersed among these lines are three circular icons: two small white circles with grey dots inside, and one larger circle with horizontal grey and white stripes. These elements are positioned to the left of the quote.

**"99% of data is
either wasted...or lost."**

- Arie Trouw, Founder of COIN

Your first COIN Account

Launched in February 2019, COIN is a mobile app that has enabled over one million users to earn in-app, virtual currency called "COIN" for providing their time, attention, and data.

Today, over 1 million people have downloaded COIN. This means that you're joining a global COIN Community, dedicated to owning their personal location data and earning rewards for it!

First thing's first: COIN app!

Use the camera on your mobile phone to scan the QR code below. The code will take you directly to the app store so you can download COIN.



Need a link?
Get Started here:

<https://coinapp.co/download>




Download COIN

2

Create Account


Use a valid email to create a COIN Account. Use an email you check frequently; we'll send confirmation emails for your future redemptions here!

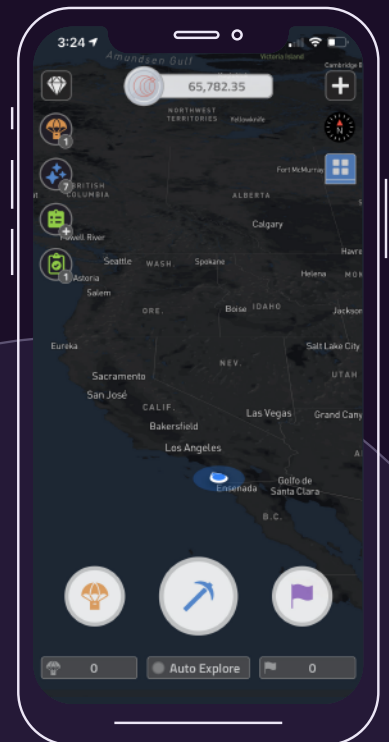



Follow Tutorial

3


Once you've created a COIN Account, you can start using COIN features! Follow the on-screen tutorial to learn about each feature and how to use it.

Tap the  button to Geomine for the first time!



SentinelX NFC Set-Up Guide

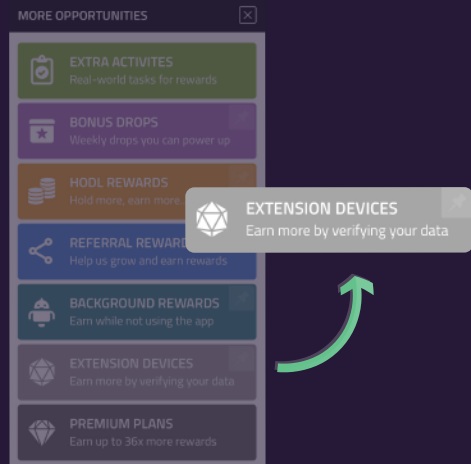
1

Tap the  icon



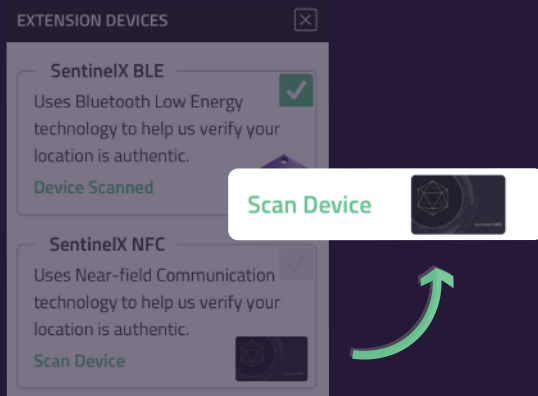
2

Select "Extension Devices" from the pop-up menu



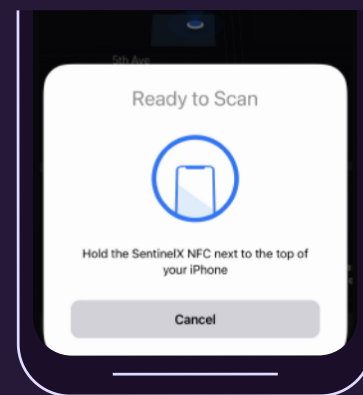
3

Tap "Scan Device" under the SentinelX NFC Section



4

Follow On-Screen Scan Instructions



*Important Note:
Some Android devices may need NFC
settings turned on prior to scan.*

Need Help?

*If you encounter an unexpected error or alert while scanning your SentinelX NFC,
contact our team here: <https://support.coinapp.co>*

What the FAQ?

How much extra COIN do I earn with a SentinelX NFC?

The SentinelX NFC boost gives 12x Geomining rewards for users on a COIN Basic (free) plan. If you have a premium subscription, you will automatically receive this 12x bonus as well as a 10% boost if you are using a SentinelX. This boost does not stack with multiple SentinelX's.

What can I redeem my COIN for?

You can use your COIN for features inside the app, store it inside the app, or redeem it for prizes! You can redeem COIN for physical products, like a Playstation or a Bluetooth Speaker, or redeem COIN for cryptocurrencies like XYO Tokens or Bitcoin. Tap on your COIN total at the top of the screen to see what is available for prizes.

Can I use multiple SentinelX devices to stack the rewards?

You only need to use one SentinelX to earn 12X the rewards. Having more than one SentinelX won't multiply the rewards. If you have additional SentinelX's you do not use, try SentinelX Sharing!

What is SentinelX Sharing?

SentinelX Sharing will allow you, the Geominer, who has one or many SentinelX devices to maximize the power of your SentinelX's. You can set up your extra SentinelX's to link back to your COIN account then share them with others.

Every time users Geomine with your shared SentinelX's, you'll receive 10% of their rewards so you can earn when you aren't even using the app!

Shared SentinelX Rewards are delivered to you daily through Geodrops from our system. You will get the total from the previous UTC day and the note from sender will be "Here are your shared SentinelX rewards for yesterday."

Why does a SentinelX make my data more valuable?

When you scan the SentinelX NFC (or have a SentinelX BLE nearby), the act of scanning adds validity to your location data.

Although your phone is already using GPS to narrow down the location data you provide, a physical scan helps show that a human and/or real object in the physical world is helping to provide this data.

It is similar to a physical "CAPTCHA", so we can better trust the data you provide, and ensure that it is not a false "node" in our collective data network, and that the data is not coming from a person spoofing their location.

How often do I need to scan my SentinelX NFC?

Once the SentinelX NFC is successfully scanned, it will activate the SentinelX bonus which will be good for several hours. The COIN app will let you know when you need to refresh the scan to continue receiving rewards.

A COIN Basic account has to scan most often, whereas a COIN premium account has to scan less often. This is because a user is essentially staking, or adding confirmation, to the validity of their data with the valid form of payment for their subscription.

